



Guidelines for Marking & Mapping Specimens

Every user will find their own technique for marking tissue specimens. The user may use any color for any area of the specimen-as long as the map is correct to maintain proper orientation.

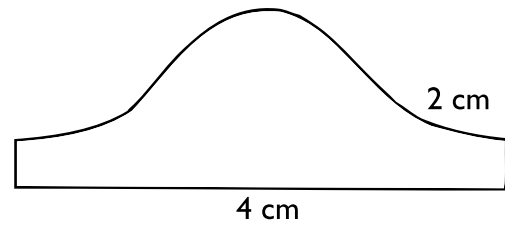
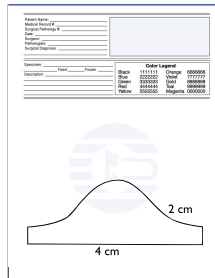
We recommend a gross sheet such as this one, which can be downloaded in PDF format (and also found on the reverse side). Note the legend which uses numbers to be used in the mapping process.

Below are examples of marking and mapping tissue.

Patient Name: _____	
Medical Record #: _____	
Surgical Pathology #: _____	
Date: _____	
Surgeon: _____	
Pathologists: _____	
Surgical Diagnosis: _____	
Specimen: _____	Color Legend Black 1111111 Orange 6666666 Blue 2222222 Violet 7777777 Green 3333333 Gold 8888888 Red 4444444 Teal 9999999 Yellow 5555555 Magenta 0000000
Description: _____ Fixed _____ Frozen _____	

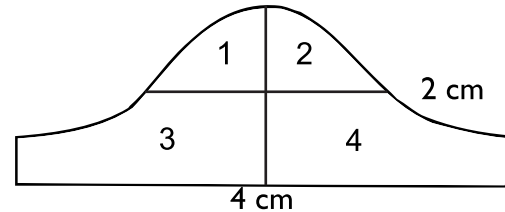
Step 1

On the gross sheet, draw the specimen to be marked.



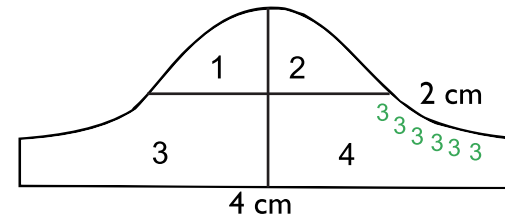
Step 2

Gross the specimen in sections and mark the gross sheet accordingly.



Step 3

Mark the specimen and note the map with the corresponding number in the legend.

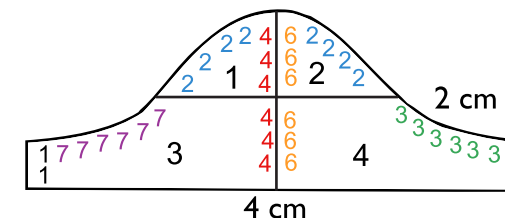
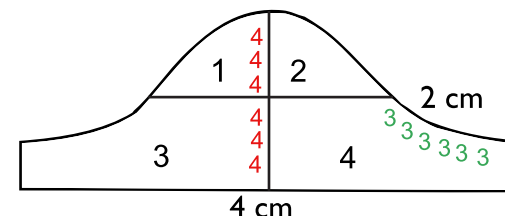


Continue

Continue to mark each edge of tissue and mark the map to correspond with the colors.

When all sides of each tissue have been marked and the map has corresponding numbers, the tissue is ready for processing.

This is only a representative technique that can be used, and any similar techniques will produce satisfactory results as long as the map corresponds to the marked tissue colors.



Patient Name: _____
 Medical Record #: _____
 Surgical Pathology #: _____
 Date: _____
 Surgeon: _____
 Pathologists: _____
 Surgical Diagnosis: _____



Specimen: _____
 _____ Fixed _____ Frozen _____

Description: _____

Color Legend			
Black	1111111	Orange	6666666
Blue	2222222	Violet	7777777
Green	3333333	Gold	8888888
Red	4444444	Teal	9999999
Yellow	5555555	Magenta	0000000



 Cancer Diagnostics, Inc. 4300 Emperor Blvd - 400 Durham, NC 27703 USA

EC REP mdi Europa GmbH Langenhagener Str. 71 D-30855
 Langenhagen Germany +49-511-3908 9530



MADE IN USA