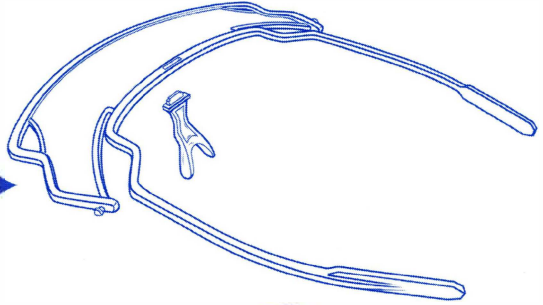


# CLEAR LITE *Plus*

## Assembly Instructions

**1**

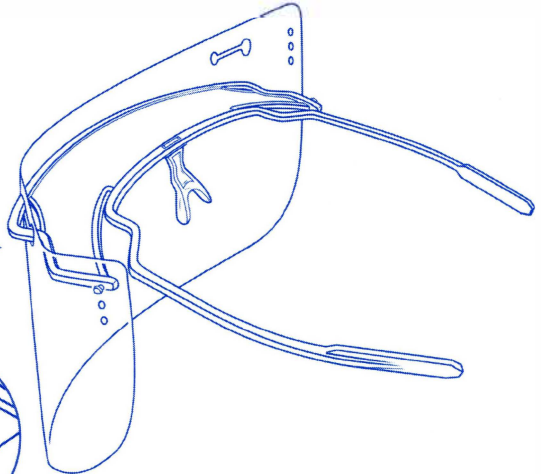
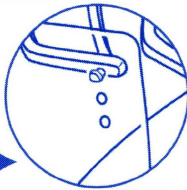
Insert nosepiece tab into visor slot.  
Note the orientation of the nosepiece.



**2**

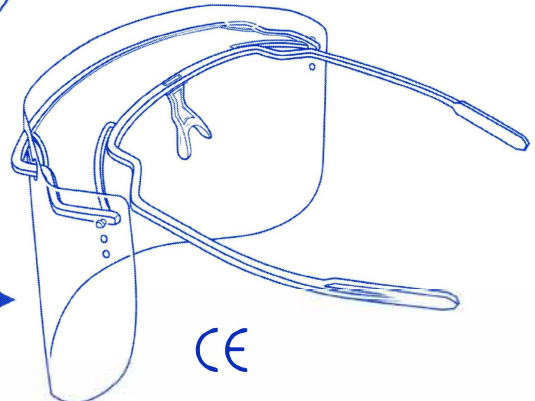
Starting on one side of the visor, first mount the faceshield onto the visor pin, then insert the visor's support knuckle through the faceshield slot.

Selection of mounting holes provides 3 options for adjusting the faceshield angle. Top hole will position the faceshield farther from chin, and bottom hole will position it closer to chin.



**3**

Repeat step 2 on the opposite side of the visor, pulling the faceshield tight and securing it to the opposite support knuckle and pin.



CE



**CANCER**  
DIAGNOSTICS, INC.

