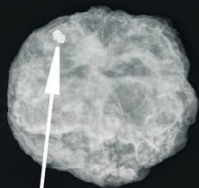


# Insight LLD™

## SPECIMEN BOARD

ABCDEFGHIJKLMNQRST

1  
2  
3  
4  
5  
6  
7  
8  
9  
10  
11  
12  
13  
14  
15  
16



# Insight LLD™ SPECIMEN BOARD

A device that allows for accurate localization of suspect lesions in breast tissue (on radio-opaque grid). Grossing can also be performed directly on board.

## PATHOLOGIST BENEFITS


- Allows grossing to be done directly on board
- Features a non-stick upper panel
- Absorbent lower panel prevents shifting of specimen during transport

## RADIOLOGIST BENEFITS


- Allows localization on radio-opaque grid
- Enables compression mammography using Velcro® fasteners to secure flexible hinged panels

## SURGEON BENEFITS

- Permits more rapid and accurate excision of specimen which indicates location of additional tissue to be removed if lesion is not found in original specimen



Item	Description	Qty
LLD 16600	Insight LLD™	BX/10
<b>Size</b>		
7 1/2" (Wide) x 7.7/8" (Deep)		



## Cancer Diagnostics Inc.

4300 Emperor Blvd-400  
Durham  
North Carolina  
NC 27703

## Contact Information

Toll Free: (877) 846 5393  
Fax: (877) 817 1716

cancerdiagnostics.com